

# Aconia<sup>®</sup> 3DUltra

Premium Aesthetics, Unmatched Performance



## Sintering Curve



Chengdu Besmile Medical Technology Co., Ltd.  
www.bsmdental.com  
T:+86-28-85317108  
E:info@cdbesmile.com

Besmile Dental America Inc.  
20311 Valley Blvd, Suite #1, Walnut, CA91789  
T:(626)921-5798  
E:admin@bsmdentalus.com

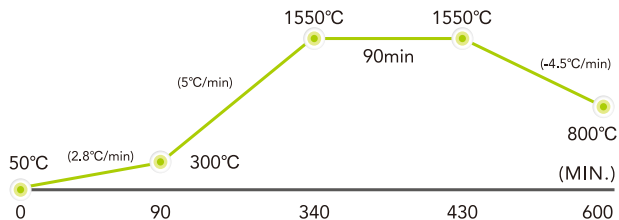


  @Besmile  @besmile\_aconia



# Glaze & Go

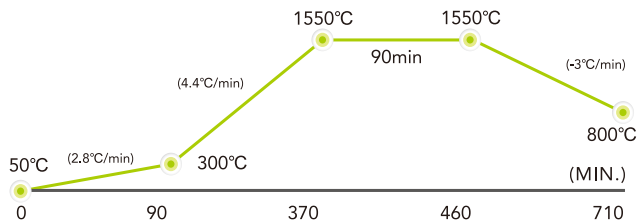
Use this curve:



## Aconia® Bridge - Sintering Parameters(1-6units)

Step	Initial Temp	Rate	Final Temp	Time
1	50°C	2.8°C/min	300°C	90min
2	300°C	5°C/min	1550°C	250min
3	1550°C	Holding	1550°C	90min
4	1550°C	- 4.5°C/min	800°C	170min
5	800	Natural cooling		

- It's recommended to use BSM-S30 sintering furnace.Input "-121"to enter into the natural cooling process.
- For more information, please refer to the Aconia Instruction Manual.



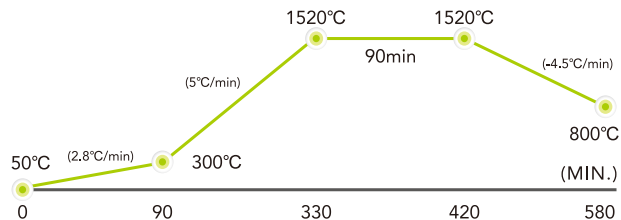
## Aconia® Sintering Parameters (7-14units)

Step	Initial Temp	Rate	Final Temp	Time
1	50°C	2.8°C/min	300°C	90min
2	300°C	4.4°C/min	1550°C	280min
3	1550°C	Holding	1550°C	90min
4	1550°C	- 3°C/min	800°C	250min
5	800	Natural cooling		

- It's recommended to use BSM-S30 sintering furnace.Input "-121"to enter into the natural cooling process.

# Stain & Glaze

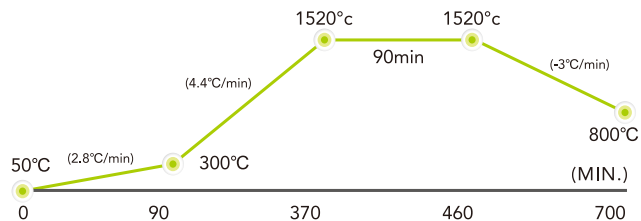
Use this curve:



## Aconia® Bridge - Sintering Parameters(1-6units)

Step	Initial Temp	Rate	Final Temp	Time
1	50°C	2.8°C/min	300°C	90min
2	300°C	5°C/min	1520°C	240min
3	1520°C	Holding	1520°C	90min
4	1520°C	- 4.5°C/min	800°C	160min
5	800	Natural cooling		

- It's recommended to use BSM-S30 sintering furnace.Input "-121"to enter into the natural cooling process.
- For more information, please refer to the Aconia Instruction Manual.



## Aconia® Sintering Parameters (7-14units)

Step	Initial Temp	Rate	Final Temp	Time
1	50°C	2.8°C/min	300°C	90min
2	300°C	4.4°C/min	1520°C	280min
3	1520°C	Holding	1520°C	90min
4	1520°C	- 3°C/min	800°C	240min
5	800	Natural cooling		

- It's recommended to use BSM-S30 sintering furnace.Input "-121"to enter into the natural cooling process.